

HOFFMAN WATERSHED, TYPE 4X



INDUSTRY STANDARDS

Mounting brackets required to meet UL/cUL external mounting requirement.

UL 508A Listed; Type 4, 4X, 12; File Number E61997
 cUL Listed per CSA C22.2 No 94; Type 4, 4X, 12; File No. E61997

NSF 169
 NEMA/EEMAC Type 4, 4X, 12
 IEC 60529, IP66

APPLICATION

Specifically designed for use in sanitary washdown production environments, particularly food and beverage manufacturing. HOFFMAN WaterShed Enclosures feature a sloped top, sloped door edges, bullet-style hinges and additional unique features that facilitate washdown runoff.

SPECIFICATIONS

- Manufactured from 14 gauge Type 304 stainless steel
- Seams continuously welded and ground smooth
- Smooth Type 304 stainless steel lift-off bullet-style hinges
- Hinges are shielded by door
- Hinged side of door has provisions to allow direct flushing of hinge area
- 20-degree sloped top facilitates runoff of water and cleaning solutions and prohibits the placement of objects on the top of the enclosure
- 170-degree door opening
- Door edges are sloped 20-degrees at top and bottom edges to facilitate runoff
- Slanted flange trough collar prohibits pooling of fluids along the top edge of the enclosure opening
- Stainless steel quarter-turn latches furnished with flush slotted insert
- Seamless foam-in-place gasket
- Self-grounding latch system with double seal
- Bonding provision on door; grounding stud on body
- Enclosures with 'A' dimension of 16.00 (406 mm) or greater utilize NEMA style panels; models with 'A' dimension less than 16.00 (406 mm) utilize junction box style panels.
- Mounting holes in back of body for direct mounting, optional stand-off kit or mounting bracket kit
- Furnished hardware kit consists of panel mounting fasteners, grounding hardware and sealing washers for wall-mounting holes

FINISH

External surfaces have a #4 brushed finish.

ACCESSORIES

- Mounting Bracket Kit
- Panels for Type 3R, 4, 4X, 12 and 13 Enclosures
- Stand-Off Kit
- Padlocking Handle Kit
- Padlocking Latch Kit
- H2Omit Vent Drains, Type 4X
- H2Omit Thermoelectric Dehumidifier

BULLETIN: WS1

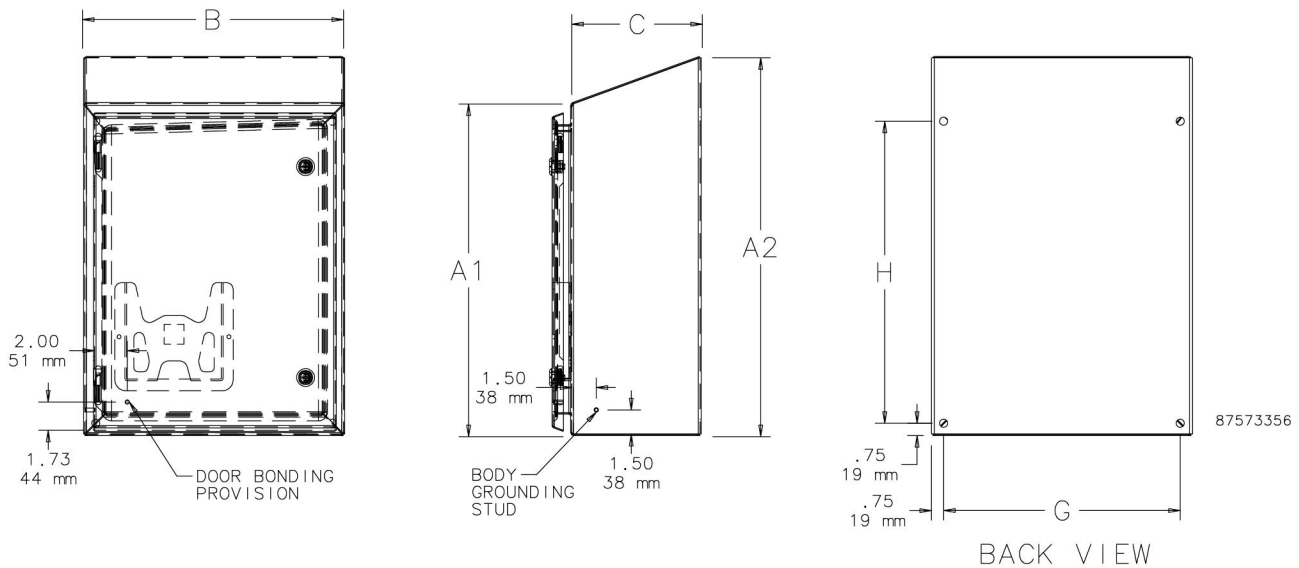
Standard Product

Catalog Number	AxBxC in./mm	Panel	Conductive Panel	Stainless Steel Panel	A1 in./mm	A2 in./mm	G in./mm	H in./mm	Latch Qty.
WS080604SS	8.00 x 6.00 x 4.00 315 x 152 x 102	A6P4	A6P4G	A6P4SS	8.12 206	9.54 242	4.50 114	6.50 165	1
WS100804SS	10.00 x 8.00 x 4.00 254 x 315 x 102	A8P6	A8P6G	A8P6SS	10.18 259	11.59 294	6.50 165	8.50 216	1
WS121006SS	12.00 x 10.00 x 6.00 305 x 254 x 152	A10P8	A10P8G	A10P8SS	12.23 311	14.37 365	8.50 216	10.50 267	2
WS141208SS	14.00 x 12.00 x 8.00 356 x 305 x 203	A12P10	A12P10G	A12P10SS	14.28 363	17.15 436	10.50 267	12.50 318	2
WS161208SS	16.00 x 12.00 x 8.00 406 x 305 x 203	A16P12	A16P12G	A16P12SS6	16.20 411	19.10 485	10.50 267	14.50 368	2
WS161608SS	16.00 x 16.00 x 8.00 406 x 406 x 203	A16P16	A16P16G	A16P16SS6	16.30 414	19.20 488	14.50 368	14.50 368	2
WS201608SS	20.00 x 16.00 x 8.00 508 x 406 x 203	A20P16	A20P16G	A20P16SS6	20.30 516	23.20 589	14.50 368	18.50 470	2
WS202008SS	20.00 x 20.00 x 8.00 508 x 508 x 203	A20P20	A20P20G	A20P20SS6	20.40 518	23.31 592	18.50 470	18.50 470	2
WS242008SS	24.00 x 20.00 x 8.00 610 x 508 x 203	A24P20	A24P20G	A24P20SS6	24.40 620	27.31 694	18.50 470	22.50 572	2
WS242408SS	24.00 x 24.00 x 8.00 610 x 610 x 203	A24P24	A24P24G	A24P24SS6	24.51 623	27.41 696	22.50 572	22.50 572	4
WS302408SS	30.00 x 24.00 x 8.00 762 x 610 x 203	A30P24	A30P24G	A30P24SS6	30.51 785	33.41 849	22.50 572	28.50 724	4
WS303008SS	30.00 x 30.00 x 8.00 762 x 762 x 203	A30P30	A30P30G	A30P30SS6	30.67 779	33.57 853	28.50 724	28.50 724	4
WS363008SS	36.00 x 30.00 x 8.00 914 x 762 x 203	A36P30	A36P30G	A36P30SS6	36.67 931	39.57 1005	28.50 724	34.50 876	5
WS201612SS	20.00 x 16.00 x 12.00 508 x 406 x 305	A20P16	A20P16G	A20P16SS6	20.30 516	24.66 626	14.50 368	18.50 470	2
WS202012SS	20.00 x 20.00 x 12.00 508 x 508 x 305	A20P20	A20P20G	A20P20SS6	20.40 518	24.76 629	18.50 470	18.50 470	2
WS242412SS	24.00 x 24.00 x 12.00 610 x 610 x 305	A24P24	A24P24G	A24P24SS6	24.51 623	28.87 733	22.50 572	22.50 572	4
WS302412SS	30.00 x 24.00 x 12.00 762 x 610 x 305	A30P24	A30P24G	A30P24SS6	30.51 775	34.87 886	22.50 572	28.50 724	4
WS363012SS	36.00 x 30.00 x 12.00 914 x 762 x 305	A36P30	A36P30G	A36P30SS6	36.67 931	41.03 1042	28.50 724	34.50 876	5
WS363612SS	36.00 x 36.00 x 12.00 914 x 914 x 305	A36P36	A36P36G	A36P36SS6	36.82 935	41.18 1046	34.50 876	34.50 876	5
WS363016SS	36.00 x 30.00 x 16.00 914 x 762 x 406	A36P30	A36P30	A36P30SS6	36.82 935	42.64 1083	28.50 724	34.50 876	5
WS483616SS	48.00 x 36.00 x 16.00 1219 x 914 x 406	A48P36	A48P36G	A48P36SS6	48.82 1240	54.64 1388	34.50 876	46.50 1181	5
WS603616SS	60.00 x 36.00 x 16.00 1524 x 914 x 406	A60P36	A60P36G	A60P36SS6	60.82 1545	66.64 1693	34.50 876	58.50 1486	5

Purchase panels separately. Optional stainless steel, conductive or aluminum panels are available.

WS603616SS back is 10 gauge stainless steel.

WS080604SS, WS100804SS, WS121006SS and WS141208SS do not accept print pockets.



MOUNTING BRACKET KIT, 304




Type 304 stainless steel brackets are field-installable. Brackets maintain Type 4X rating. All hardware is included. Four brackets per kit.

Top brackets must be mounted to the sides of enclosure.

BULLETIN: A80

Catalog Number	Description
CMFKSS	Type 304 stainless steel mounting bracket kit

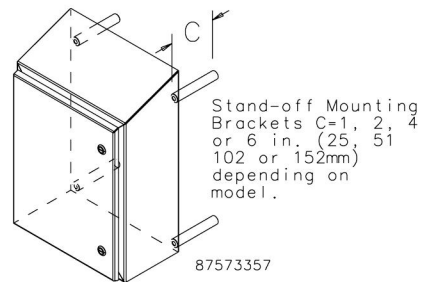
STAND-OFF KIT



Stand-offs provide space between wall-mount enclosure and wall for better washdown accessibility. Maintains Type 4X rating. Sealing washers included. Four stand-offs per kit.

BULLETIN: WSY

Catalog Number	C (in.)	C (mm)
WSSOK1SS	1.00	25
WSSOK2SS	2.00	51
WSSOK4SS	4.00	102
WSSOK6SS	6.00	152



PADLOCKING HANDLE KIT



Type 316 stainless steel padlocking handle for use on HOFFMAN WaterShed Wall-Mount Enclosures. Maintains Type 4X rating.

BULLETIN: WSY

Catalog Number	Description
WSHPL	Stainless Steel Padlocking Handle

PADLOCKING LATCH KIT



Type 304 stainless steel padlocking latch for use on HOFFMAN WaterShed Wall-Mount Enclosures. Maintains Type 4X rating.

BULLETIN: WSY

Catalog Number	Description
WSLPL	Padlocking Latch Kit

Notes

